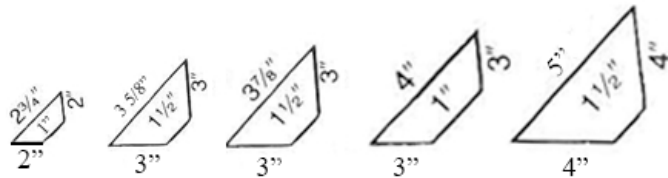



Cant Strip Corp. of America  
Custom Tapered Roof Systems

**Perlite and Wood Fiber Cant Strip Sizes**

CSC Perlite and Wood fiber **Cant Strips**, used under flashings, modify the angle at the point where the roofing membrane meets any vertical surface. Perlite Cant Strip is made from genuine perlite cant board; a high density laminated board made of high-strength fibers and expanded perlite. As a result, it offers exceptional fire resistance and strength.



**2X2X2 3/4 BUNDLES**

2X2X2 3/4 CANT STRIP  
384' BUNDLE  
24 BUNDLES PER PALLET

2X2X2 3/4 CANT STRIP  
192' BUNDLE  
48 BUNDLES PER PALLET

**3X3X3 5/8 BUNDLES**

3X3X3 5/8 CANT STRIP  
200' BUNDLE  
26 BUNDLES PER PALLET

3X3X3 5/8 CANT STRIP  
120' BUNDLE  
42 BUNDLES PER PALLET

**3X3X3 7/8 BUNDLES**

3X3X3 7/8 CANT STRIP  
108' BUNDLE  
42 BUNDLES PER PALLET

3X3X3 7/8 CANT STRIP  
180' BUNDLE  
26 BUNDLES PER PALLET

### **4X4X5 BUNDLES**

4X4X5 CANT STRIP  
120' BUNDLE  
26 BUNDLES PER PALLET


4X4X5 CANT STRIP  
72' BUNDLE  
42 BUNDLES PER PALLET

### **4X4X5 1/2 BUNDLES**

4X4X5 1/2 CANT STRIP  
100' BUNDLE  
26 BUNDLES PER PALLET

### **PERLITE AND WOOD FIBER TAPERED EDGE STRIPS**

CSC Perlite and Wood Fiber **Tapered Edge Strips** elevate and slope the roof at the perimeter and at curbs, provide a gradual transition from one layer of insulation to another.



1/2" - 0 X 6 TAPERED EDGE 192' BUNDLE  
42 BUNDLES PER PALLET

1/2" - 0 X 6 TAPERED EDGE 288' BUNDLE  
28 BUNDLES PER PALLET

1/2" - 0 X 12 TAPERED EDGE 144' BUNDLE  
28 BUNDLES PER PALLET

3/4" - 0 X 6 TAPERED EDGE 288' BUNDLE  
28 BUNDLES PER PALLET

3/4" - 0 X 8 TAPERED EDGE 216' BUNDLE  
28 BUNDLES PER PALLET

¾" – 0 X 12 TAPERED EDGE 144' BUNDLE  
28 BUNDLES PER PALLET

1" – 0 X 6 TAPERED EDGE 256' BUNDLE  
24 BUNDLES PER PALLET

1" - 0 X 8 TAPERED EDGE 192' BUNDLE  
24 BUNDLES PER PALLET

1" – 0 X 12 TAPERED EDGE 128' BUNDLE  
24 BUNDLES PER PALLET

1" – 0 X 18 TAPERED EDGE 64' BUNDLE  
28 BUNDLES PER PALLET

1" – 0 X 24 TAPERED EDGE 64' BUNDLE  
24 BUNDLES PER PALLET

1 ½" – 0 X 6 TAPERED EDGE 160' BUNDLE  
26 BUNDLES PER PALLET

1 ½" – 0 X 8 TAPERED EDGE 120' BUNDLE  
26 BUNDLES PER PALLET

1 ½" – 0 X 12 TAPERED EDGE 80' BUNDLE  
26 BUNDLES PER PALLET

1 ½" – 0 X 18 TAPERED EDGE 40' BUNDLE  
30 BUNDLES PER PALLET

1 ½" – 0 X 24 TAPERED EDGE 40' BUNDLE  
26 BUNDLES PER PALLET

2" – 0 X 6 TAPERED EDGE 128' BUNDLE  
24 BUNDLES PER PALLET

2" – 0 X 8 TAPERED EDGE 96' BUNDLE  
24 BUNDLES PER PALLET

2" – 0 X 12 TAPERED EDGE 64' BUNDLE  
24 BUNDLES PER PALLET

2" – 0 X 18 TAPERED EDGE 32' BUNDLE  
28 BUNDLES PER PALLET

2" – 0 X 24 TAPERED EDGE 32' BUNDLE  
24 BUNDLES PER PALLET

3" – 0 X 12 TAPERED EDGE 32' BUNDLE  
32 BUNDLES PER PALLET

3" – 0 X 24 TAPERED EDGE 32' BUNDLE  
32 BUNDLES PER PALLET

### **PERLITE AND WOOD FIBER TAPERED ROOF SYSTEMS**

**CSC Custom Tapered Roof Drainage Systems** available in Perlite, Wood Fiber, E.P.S., Polyisocyanurate, and Extruded Polystyrene.

[CSC EXTENDED® SYSTEM](#)

[1/8" EIGHT PIECE SYSTEM](#)

[1/4" START](#)

[2'X4' PERLITE PANELS](#)

CSC 1/8 AA PANEL 1/4" – 1/2"  
SQS PER BUNDLE: 1.28  
PCS PER BUNDLE: 16  
BUNDLES PER PALLET: 32  
Equivalent Johns Manville/GAF: SA8

CSC 1/8 A PANEL 1/2" – 3/4"  
SQS PER BUNDLE: .96  
PCS PER BUNDLE: 12  
BUNDLES PER PALLET: 24  
Equivalent Johns Manville/GAF: A8

CSC 1/8 B PANEL 3/4" – 1"  
SQS PER BUNDLE: .64  
PCS PER BUNDLE: 8  
BUNDLES PER PALLET: 28  
Equivalent Johns Manville/GAF: B8

CSC 1/8 C PANEL 1" – 1 1/4"  
SQS PER BUNDLE: .48  
PCS PER BUNDLE: 6  
BUNDLES PER PALLET: 28  
Equivalent Johns Manville/GAF: C8

CSC 1/8 D PANEL 1 1/4" – 1 1/2"  
SQS PER BUNDLE: .48  
PCS PER BUNDLE: 6  
BUNDLES PER PALLET: 24  
Equivalent Johns Manville/GAF: D8

CSC 1/8 E PANEL 1 1/2" – 1 3/4"  
SQS PER BUNDLE: .32  
PCS PER BUNDLE: 4  
BUNDLES PER PALLET: 28  
Equivalent Johns Manville/GAF: E8

CSC 1/8 F PANEL 1 3/4" – 2"  
SQS PER BUNDLE: .32  
PCS PER BUNDLE: 4  
BUNDLES PER PALLET: 28  
Equivalent Johns Manville/GAF: F8

CSC 1/8 G PANEL 2" – 2 1/4"  
SQS PER BUNDLE: .32  
PCS PER BUNDLE: 4  
BUNDLES PER PALLET: 24  
Equivalent Johns Manville/GAF: G8

CSC 1/8 H 2 1/4"- 2 1/2"  
SQS PER BUNDLE: .32  
PCS PER BUNDLE: 4  
BUNDLES PER PALLET: 24  
Equivalent Johns Manville/GAF: H8

---

[CSC EXTENDED® SYSTEMS](#)

[1/4" FOUR PIECE SYSTEM](#)

[START: 1/2"](#)

[2'X4' PERLITE PANELS](#)

CSC 1/4 A PANEL 1/2" – 1"  
SQS PER BUNDLE: .80  
PCS PER BUNDLE: 10  
BUNDLES PER PALLET: 24  
Equivalent Johns Manville/GAF: PA4

CSC 1/4 B PANEL 1" – 1 1/2"  
SQS PER BUNDLE: .48  
PCS PER BUNDLE: 6  
BUNDLES PER PALLET: 24  
Equivalent Johns Manville/GAF: PB4

CSC 1/4 C PANEL 1 1/2" – 2"  
SQS PER BUNDLE: .32  
PCS PER BUNDLE: 4  
BUNDLES PER PALLET: 28  
Equivalent Johns Manville/GAF: PC4

CSC 1/4 D PANEL 2" – 2 1/2"  
SQS PER BUNDLE: .32  
PCS PER BUNDLE: 4  
BUNDLES PER PALLET: 28  
Equivalent Johns Manville/GAF: PD4

---

[CSC ECONO® SYSTEMS](#)  
[1/4" PER FOOT SLOPE SYSTEMS](#)  
[START: 1/4"](#)  
[2' X 4' PERLITE PANELS](#)

CSC 1/4 AA PANEL 1/4" - 3/4"  
SQS PER BUNDLE: .96  
PCS PER BUNDLE: 12  
BUNDLES PER PALLET: 32  
Equivalent Johns Manville/GAF: A4

CSC 1/4 BB PANEL 3/4" – 1 1/4"  
SQS PER BUNDLE: .64  
PCS PER BUNDLE: 8  
BUNDLES PER PALLET: 24  
Equivalent Johns Manville/GAF: B4

CSC 1/4 CC PANEL 1 1/4" – 1 3/4"  
SQS PER BUNDLE: .32  
PCS PER BUNDLE: 4  
BUNDLES PER PALLET: 32  
Equivalent Johns Manville/GAF: C4

CSC 1/4 DD PANEL 1 3/4" – 2 1/4"  
SQS PER BUNDLE: .32  
PCS PER BUNDLE: 4  
BUNDLES PER PALLET: 26  
Equivalent Johns Manville/GAF: D4

---

*1/2" PER FOOT SLOPE SYSTEMS*

*START: 1/2"*

*2' X 4' PERLITE PANELS*

CSC 1/2 A PANEL 1 1/2" – 1 1/2"  
SQS PER BUNDLE: .64  
PCS PER BUNDLE: 8  
BUNDLES PER PALLET: 24  
Equivalent Johns Manville/GAF: PA2

CSC 1/2 B PANEL 1 1/2"- 2 1/2"  
SQS PER BUNDLE: .32  
PCS PER BUNDLE: 4  
BUNDLES PER PALLET: 24  
Equivalent Johns Manville/GAF: PB2

---

*CSC*

*1/2 PER FOOT SYSTEMS*

*START: 1/4"*

*2' X 4' PERLITE PANELS*

CSC 1/2 AA PANEL 1 1/4" – 1 1/4"  
SQS PER BUNDLE: .80  
PCS PER BUNDLE: 10  
BUNDLES PER PALLET: 24  
Equivalent Johns Manville/GAF: A2

CSC 1/2 BB PANEL 1 1/4" – 2 1/4"  
SQS PER BUNDLE: .32  
PCS PER BUNDLE: 4  
BUNDLES PER PALLET: 26  
Equivalent Johns Manville/GAF: B2

---

*3/8 PER FOOT SYSTEMS*

*START: 1/4"*

*2' X 4' PERLITE PANELS*

CSC 3/8 AA PANEL 1/4" – 1"  
SQS PER BUNDLE: .96  
PCS PER BUNDLE: 12  
BUNDLES PER PALLET: 24  
Equivalent Johns Manville/GAF: A38

CSC 3/8 BB PANEL 1" – 1 3/4"  
SQS PER BUNDLE: .48  
PCS PER BUNDLE: 6  
BUNDLES PER PALLET: 24  
Equivalent Johns Manville/GAF: B38

---

*1/2" PER FOOT SYSTEMS*

*START: 0"*

*2' X 4' PERLITE PANELS*

CSC 1/2 Y PANEL 0" – 1"  
SQS PER BUNDLE: .1.28  
PCS PER BUNDLE: 4  
BUNDLES PER PALLET: 32  
Equivalent Johns Manville/GAF: X

CSC 1/2 Z PANEL 1" – 2"  
SQS PER BUNDLE: .32  
PCS PER BUNDLE: 4  
BUNDLES PER PALLET: 32

---

*1" PER FOOT SYSTEMS*

*START: 0"*

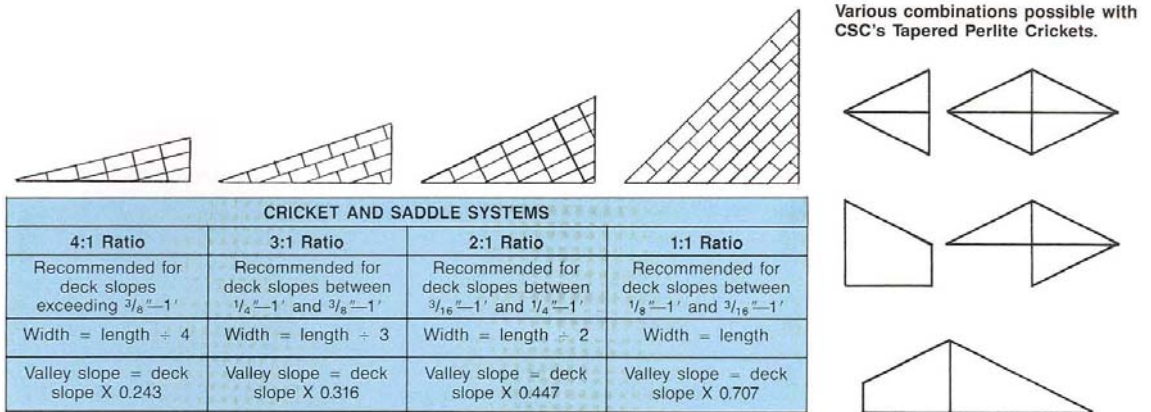
*2' X 4' PERLITE PANELS*

CSC 1" A PANEL 0" – 2"  
SQS PER BUNDLE: .64  
PCS PER BUNDLE: 8  
BUNDLES PER PALLET: 24  
Equivalent Johns Manville/GAF: Z

## Cricket and Saddle Systems

CSC's Tapered Perlite cricket and saddle systems provide an economical method for directing water to roof drain points on pre-sloped decks. Our cricket and saddle systems are available in a wide range of sizes and slopes. Below are several of the most popular types, along with the valley slope specifications and our recommendations for use. Slope on cricket face will equal deck slope when installed.

- **CSC Tapered Crickets** are constructed in small areas of the roof with chimney, wall, expansion joint or other projection.
- **CSC Saddle Systems** help to channel surface water to drains. Frequently located in a valley, a saddle is often constructed like a small hip roof or pyramid with a diamond-shaped base.




---

## **JOHNS MANVILLE BRAND FESCO® BOARD**

FLAT STOCK

2' X 4' PANELS

AVAILABLE IN 3/4", 1", 1 1/4", 1 1/2", 2" AND 3"

[FESCO® BOARD](#)

[FESCO® BOARD MSDS](#)

JOHNS MANVILLE BRAND FESCO BOARD

4' X 4' PANELS

AVAILABLE IN 1/2", 3/4", 1", 1 1/2", 2" AND 3"

[FESCO® BOARD](#)

[FESCO® BOARD MSDS](#)

JOHNS MANVILLE RETRO-FIT® BOARD

4' X 8' SHEETS

AVAILABLE IN 1/2"

[JOHNS MANVILLE RETRO-FIT® BOARD PRODUCT DATA](#)  
[JOHNS MANVILLE RETRO-FIT® BOARD MSDS](#)

---

**JOHNS MANVILLE COMERCIAL / INDUSTRIAL ROOFING SYSTEMS**  
**ISO3™**

[JM ISO 3™ PRODUCT INFORMATION](#)  
[JM ISO 3™ MSDS SHEET](#)

1/2" Q 4' X 4' ISO PANEL: 1/2" – 2 ½

**1/4" PER FOOT SYSTEM**

X PANEL 4' X 4' 1/2" – 1 1/2"  
Y PANEL 4' X 4' 1 1/2" – 2 1/2"

**1/8" PER FOOT SYSTEM**

AA PANEL 4' X 4' 1/2" – 1"  
A PANEL 4' X 4' 1" – 1 1/2"  
B PANEL 4' X 4' 1 1/2" – 2"  
C PANEL 4' X 4' 2" – 2 1/2"  
D PANEL 4' X 4' 2 1/2" – 3"  
E PANEL 4' X 4' 3" – 3 1/2"  
F PANEL 4' X 4' 3 1/2" – 4"

---

**HUBERT® FIBERBOARD**  
**WOOD FIBER FLATSTOCK**

[HUBERT® FIBERBOARD PRODUCT INFO](#)  
[HUBERT® FIBERBOARD MSDS](#)

1/2" 4' X 8' WF

1/2" 4' X 4' WF

3/4" 2' X 4' WF

3/4" 4' X 4' WF

3/4" 4' X 8' WF

1" 2' X 4' WF

1 1/2" 2' X 4' WF

2" 2' X 4' WF

---

**KNIGHT-CELOTEX™**

KNIGHT-CELOTEX™ ONE AND SIX SIDED STRUCTODECK HIGH DENSITY  
ROOF INSULATION

AVAILABLE IN 1/2", 3/4" (Nominal 25/32"), and 1" 4'X4' and 4'x8' DIMENTIONS

[STRUCODECK® HD PRODUCT BROCHURE](#)

[STRUCODECK®HD MSDS](#)